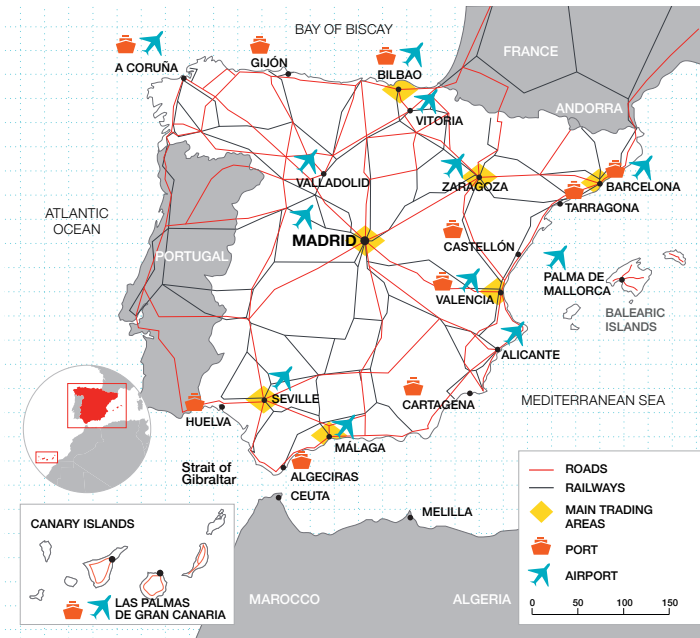




SPAIN



Basic Data

Official name	Kingdom of Spain.
Area	505,983 km ² .
Population	47,329,981 people.
Religions	Catholic, 67.2%; other faiths, 1.7%.
Languages	Castilian Spanish is the official language throughout Spain. There are other Spanish languages that are also official according to the statutes in their respective Autonomous Regions. English is the most widely-studied foreign language.
Administrative Division	17 autonomous regions, 50 provinces and 2 autonomous cities, Ceuta and Melilla.
Entry requirements	See the page www.exteriores.gob.es in its section Citizen Services, Information for Foreigners.
Main natural resources	Copper, zinc, lead, potases, gypsum, sepiolite, sodium sulfate, strontium, fluorite, tungsten, ornamental rocks and arable land.

Sources: European Union · <https://europa.eu> | Geological and Mining Institute · www.igme.es | National Statistics Institute · www.ine.es | Centre for Sociological Research · www.cis.es | Ministry of Foreign Affairs, European Union and Cooperation · www.exteriores.gob.es

Social Indicators

Human Development Index (world ranking out of 189 countries, 2019)	25
Gini coefficient of inequality (2019)	0.362

Source: United Nations · www.undp.org

Foreign Currency

Denomination (ISO) Euro (EUR)

Of the 27 countries that make up the European Union, the following 19 have adopted the euro: Austria, Belgium, Cyprus, Estonia, Finland, France, Germany, Greece, Ireland, Italy, Latvia, Lithuania, Luxembourg, Malta, the Netherlands, Portugal, Slovakia, Slovenia and Spain.

Exchange rates. Average for the period

	2017	2018	2019	2020*
*January - August				
Euro / US Dollar	1.130	1.181	1.120	1.117
Japanese yen JPY / Euro	126.7	130.4	122.0	120.4
Mexican peso MXN / Euro	21.3	22.7	21.6	24.4

Sources: European Union · <https://europa.eu> | Bank of Spain · www.bde.es

Economic Indicators

Production (2019)

Current GDP (millions of euros, est.)	1,244,772
GDP by PPP (millions of US dollars, est.)	1,938,007
Change in GDP (19/18)	2.0%
Global Competitiveness Index (world ranking out of 141 countries)	23
Per capita income in PPP (current prices, US dollars)	30,631
Sector distribution of GDP	
Services	67.6%
Industry	14.7%
Agriculture	2.6%
Construction	5.8%
Net taxes on products	9.3%

Prices (2019)

CPI (year-on-year variation)	0.7%
-------------------------------------	------

Employment (2019)

Labour force / population over 15	58.6%
Female labour force / total active population	53.3%
Employment by sectors	
Services	75.5%
Industry	14.0%
Agriculture	4.0%
Construction	6.5%
Unemployment rate	14.1%

Public sector (2019)

Budget balance	2.8%
Public debt	95.5%
Top tax rate (2020)	
Companies	25.0%
Individual	49.5%
Individual non-residents	40.0%

Energy (2019)

Composition of electricity generation	
Hydroelectric	9.5%
Coal	4.9%
Combined cycle	21.2%
Co-generation	11.4%
Nuclear	21.4%
Wind energy	20.8%
Solar energy (PV and thermoelectric)	5.5%
Other technologies	5.4%

Energy import: (% of use, est.) 73.0%

Trade (2019)

Trade opening ratio	49.2%
Trade coverage ratio	90.1%
Current account balance	
Millions of euros	26,575
/ GDP	2.1%

In 2019 as a whole, the balance of financing capacity reached 29.1 billion, an amount equal to that registered in 2018. On the same terms, the current account balance was 23.9 billion, slightly higher than 23.3 billion in 2018. The accumulated balance of goods and services reached 34.1 billion, higher than in 2018 (32.6 billion).

Doing business (2020)

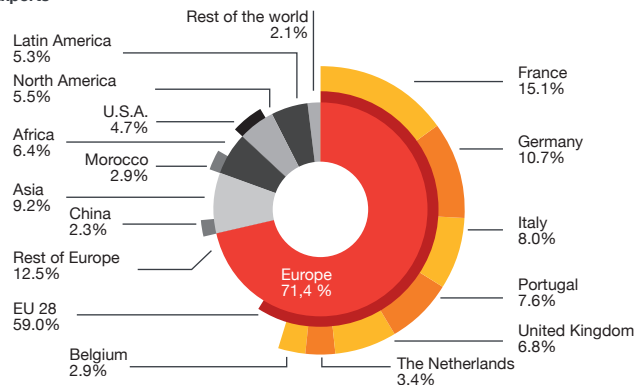
(world ranking out of 190 countries) 30

Sources: Ministry for the Ecological Transition and the Demographic Challenge · www.miteco.gob.es | The World Bank · www.worldbank.org | International Monetary Fund · www.imf.org | World Economic Forum · www.weforum.org | Bank of Spain · www.bde.es | National Statistics Institute · www.ine.es | Ministry of the Treasury · www.hacienda.gob.es | Spain Power Grid · www.ree.es

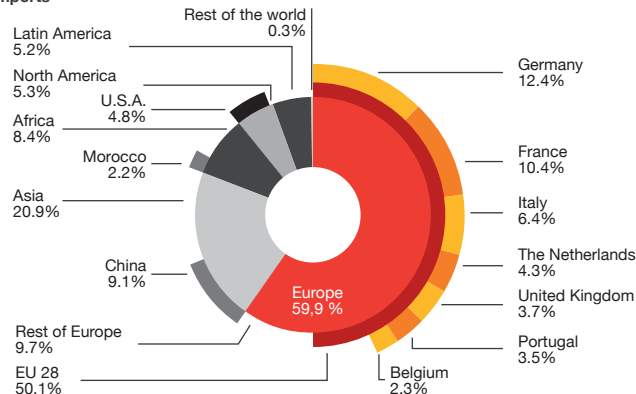
Spain-World Bilateral Relations

By geographical area (Millions of euros, 2019)

Exports



Imports



Source: ICEX databases · www.icex.es

By main products

EU Combined Nomenclature Customs Tariff chapters (millions of euros, 2019)

Exports

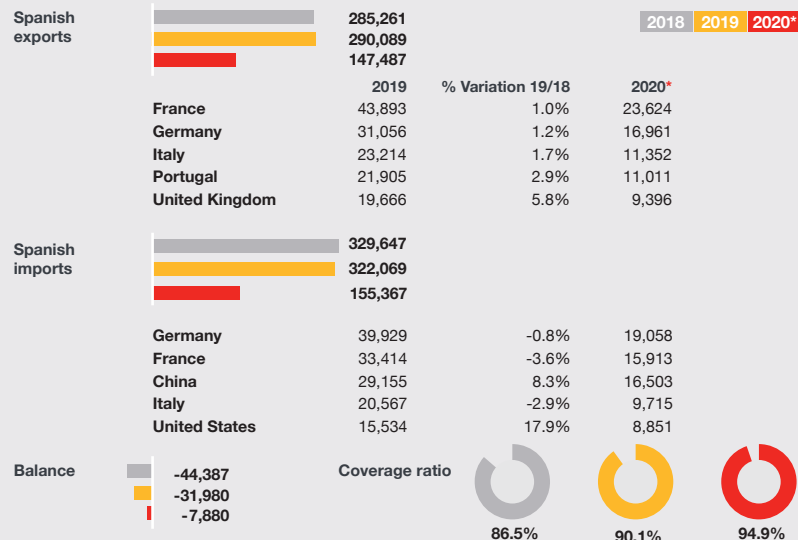
Product	Value (millions of euros)	% variation 19/18
87. Motor vehicles, tractors	48,289	-0.2%
84. Machinery and mechanical appliances	21,590	2.3%
27. Fuels, mineral oils	18,174	-3.7%
85. Electrical equipment	16,109	-0.4%
30. Pharmaceutical products	11,394	16.3%
39. Plastics and articles thereof	10,912	-2.5%
08. Edible fruit and nuts unprocessed	8,855	3.6%
62. Garments, not knitted or crocheted	7,653	5.6%
02. Meat and edible offal	7,150	28.1%
72. Iron and steel	6,898	-8.4%
Other exports	133,067	1.7%
Total	290,089	1.7%

Imports

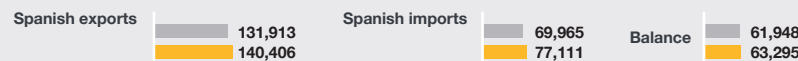
Product	Value (millions of euros)	% variation 19/18
27. Fuels, mineral oils	44,400	-7.1%
87. Motor vehicles, tractors	40,073	0.0%
84. Machinery and mechanical appliances	31,472	2.4%
85. Electrical equipment	26,092	5.6%
30. Pharmaceutical products	14,015	4.9%
39. Plastics and articles thereof	11,217	0.4%
29. Organic chemicals	10,374	8.8%
62. Garments, not knitted or crocheted	9,587	4.5%
72. Iron and steel	8,789	-8.2%
90. Optical, medical and measuring devices	7,851	3.9%
Other imports	118,200	1.9%
Total	322,069	0.8%

Trade

Bilateral trading of goods (millions of euros, 2019)



Bilateral trading of services (millions of euros)



*January - July

Investment

Bilateral investment flow (gross in millions of euros)

	2016	2017	2018	2019
Received by Spain	27,050	27,672	49,854	23,130
Issued by Spain	39,541	39,501	36,508	19,833

Stock of bilateral investment (millions of euros, 2018)

	Value	Direct jobs
Received by Spain	465,094	1,561,945
Issued by Spain	458,471	1,475,404

☆ Spain currently has Double Taxation Avoidance Agreements (DTAs) in force with 95 countries and 71 Reciprocal Investment Promotion and Protection Agreements (RIPPAs). The European Union, to which Spain belongs, has implemented or is negotiating Free Trade Agreements of various kinds with numerous countries or regions. Those which are being negotiated with New Zealand, Australia, Mexico and Mercosur, and those in force with Japan, Canada, Singapore and Vietnam are particularly significant.

Sources: Ministry of Industry, Trade and Tourism · www.mincotur.gob.es | Ministry of the Treasury · www.hacienda.gob.es | Bank of Spain · www.bde.es | ICEX database · www.icex.es

Useful addresses

Secretary of State for Trade
Ministry of Industry, Trade and Tourism
tel. (34) 91 349 4640
<https://comercio.gob.es>

ICEX Spain Trade and Investment, E.P.E., M.P.
tel. (34) 91 349 7100
información@icex.es
www.icex.es
@ICEX

Spanish Economic and Commercial Offices abroad
www.oficinascomerciales.es

Invest in Spain
www.investinspain.org

Ministry of Foreign Affairs, European Union and Cooperation
www.exteriores.gob.es

Bank of Spain
www.bde.es

Spain Chambers of Commerce
www.camara.es

Confederation of Spanish Employers and Industries
www.ceoe.es

Spanish Tourism Board (Turespaña)
www.tourspain.es