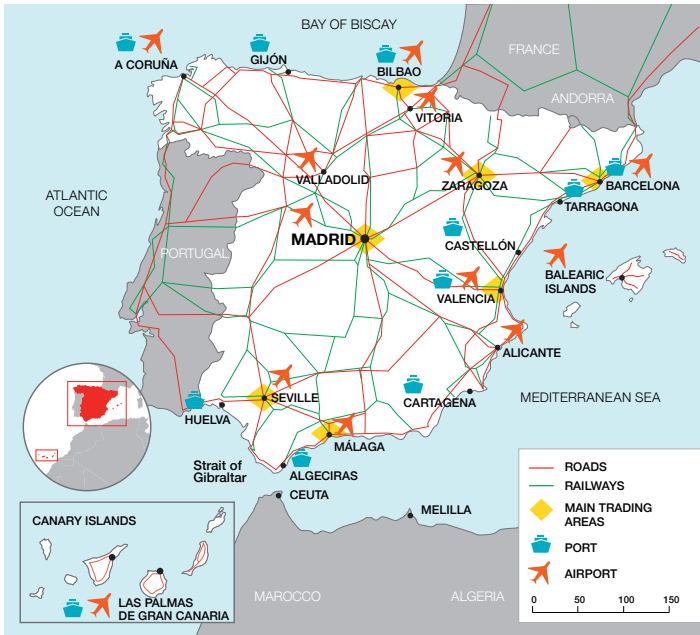




# SPAIN

Fichas—País 2021



## Social Indicators

**Human Development Index** 25

(world ranking out of 189 countries, 2019)

**Gini coefficient of inequality (2019)** 0.347

Source: United Nations · www.undp.org

## Foreign Currency

**Denomination (ISO)** Euro (EUR)

Of the 27 countries that make up the European Union, the following 19 have adopted the euro: Austria, Belgium, Cyprus, Estonia, Finland, France, Germany, Greece, Ireland, Italy, Latvia, Lithuania, Luxembourg, Malta, the Netherlands, Portugal, Slovakia, Slovenia and Spain.

### Exchange rates. Average for the period

| *January - April        | 2018  | 2019  | 2020  | 2021* |
|-------------------------|-------|-------|-------|-------|
| Euro / US Dollar        | 1.181 | 1.120 | 1.142 | 1.204 |
| Japanese yen JPY / Euro | 130.4 | 122.0 | 121.8 | 128.4 |
| Mexican peso MXN / Euro | 22.7  | 21.6  | 24.5  | 24.4  |

Sources: European Union · https://europa.eu | Bank of Spain · www.bde.es | European Central Bank · www.ecb.europa.eu

## Economic Indicators

### Production (2020)

**Current GDP** (millions of euros, est.) 1,121,698

**GDP by PPP** (millions of international dollars) 1,808,666

**Change in GDP (20/19)** -10.8%

**Global Competitiveness Index** 23

(world ranking out of 141 countries)

**Per capita income in PPP** 38,392

(current prices, international dollars, est.)

| Sector distribution of GDP |       |
|----------------------------|-------|
| Services                   | 67.5% |
| Industry                   | 14.9% |
| Agriculture                | 3.2%  |
| Construction               | 5.7%  |
| Net taxes on products      | 8.7%  |

### Prices (2020)

**CPI** (year-on-year variation) -0.3%

## Employment (2020)

**Labour force / population over 15** 57.4%

**Female labour force / total active population** 52.2%

| Employment by sectors |       |
|-----------------------|-------|
| Services              | 75.5% |
| Industry              | 14.0% |
| Agriculture           | 4.0%  |
| Construction          | 6.5%  |

**Unemployment rate** 15.5%

## Public sector (2020)

**Budget balance** -10.97%

**Public debt** 120.0%

| Top tax rate (2021)      |       |
|--------------------------|-------|
| Companies                | 25.0% |
| Individual               | 52.0% |
| Individual non-residents | 40.0% |

## Energy (2019)

| Composition of electricity generation         |       |
|---|-------|
| Renewable (wind, solar, hydraulic and others) | 44.0% |
| Nuclear                                       | 22.2% |
| Combined cycle                                | 17.5% |
| Co-generation                                 | 10.7% |
| Other non-renewable technologies              | 5.6%  |

**Energy import: (% of use, est.)** 68.5%

## Trade (2020)

**Trade opening ratio** 47.8%

**Trade coverage ratio** 95.1%

**Current account balance** Millions of euros / GDP 7,395 / 0.7%

For 2020 as a whole, funding capacity was 12,800 million, compared to 30,800 million in 2019. The current account balance stands at 8,000 million, down from 26,600 million a year earlier. These results are mainly due to tourism, whose surplus, in cumulative terms, fell by 37,200 million compared to that recorded in 2019. This was only partly offset by an improvement in the balance of non-tourism goods and services (which in cumulative terms increased by 17,300 million in the same period). The cumulative balance for primary and secondary income improved by 1,400 million, while that for the capital account improved by 600 million.

**Doing business (2020)** 30

(world ranking out of 190 countries)

Sources: Ministry for the Ecological Transition and the Demographic Challenge · www.miteco.gob.es | The World Bank · www.worldbank.org | International Monetary Fund · www.imf.org | World Economic Forum · www.weforum.org | National Statistics Institute · www.ine.es | Spain Power Grid · www.ree.es | Ministry of the Treasury · www.hacienda.gob.es | Bank of Spain · www.bde.es

## Basic Data

**Official name** Kingdom of Spain.

**Area** 506,002 km<sup>2</sup>.

**Population** 47,351,567 people.

**Religions** Catholic, 61.3%; other faiths, 2.6%.

**Languages** Castilian Spanish is the official language throughout Spain. There are other Spanish languages that are also official according to the statutes in their respective Autonomous Regions. English is the most widely-studied foreign language.

**Administrative Division** 17 autonomous regions, 50 provinces and 2 autonomous cities, Ceuta and Melilla.

**Entry requirements** Consult the information for foreigners in the Services to the Citizen section on www.exteriores.gob.es, restrictions due to covid-19 on www.interior.gob.es and sanitary measures on www.mscbs.gob.es.

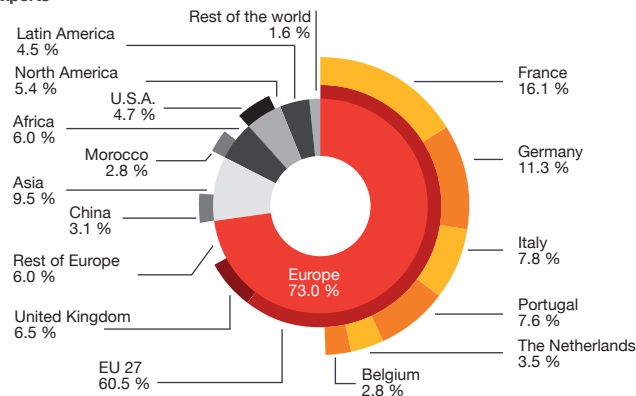
**Main natural resources** Copper, zinc, lead, potases, gypsum, sepiolite, sodium sulfate, strontium, fluorite, tungsten, ornamental rocks and arable land.

Sources: European Union · https://europa.eu | Geological and Mining Institute · www.igme.es | National Statistics Institute · www.ine.es | Centre for Sociological Research · www.cis.es | Ministry of Foreign Affairs, European Union and Cooperation · www.exteriores.gob.es | Ministry of Transport, Mobility and the Urban Agenda · www.mitma.gob.es | Aena · www.aena.es

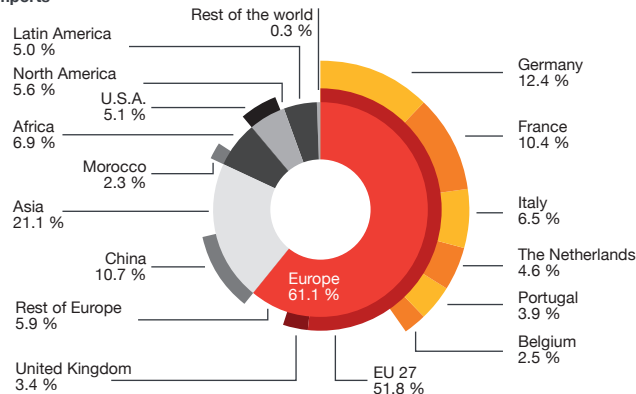
## Spain-World Bilateral Relations

### By geographical area (Millions of euros, 2020)

#### Exports



#### Imports



Source: ICEX databases · www.icex.es

### By main products

EU Combined Nomenclature Customs Tariff chapters (millions of euros, 2020)

| Exports   |                | % variation 20/19 |
|---|----------------|-------------------|
| <b>87.</b> Motor vehicles, tractors                   | 42,283         | -12.4%            |
| <b>84.</b> Machinery and mechanical appliances        | 18,991         | -11.1%            |
| <b>85.</b> Electrical equipment                       | 14,930         | -6.9%             |
| <b>30.</b> Pharmaceutical products                    | 12,032         | 5.8%              |
| <b>27.</b> Fuels, mineral oils                        | 10,874         | -40.4%            |
| <b>39.</b> Plastics and articles thereof              | 10,084         | -7.7%             |
| <b>08.</b> Edible fruit and nuts; unprocessed         | 9,570          | 5.8%              |
| <b>02.</b> Meat and edible offal                      | 8,436          | 17.8%             |
| <b>07.</b> Unpreserved legumes and green vegetables   | 6,890          | 3.1%              |
| <b>73.</b> Manufactured foundry, iron and steel goods | 6,300          | -8.5%             |
| Other exports   | 120,786        | -10.5%            |
| <b>Total</b>  | <b>261,175</b> | <b>-10.2%</b>     |

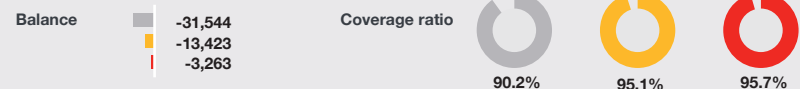
| Imports   |                | % variation 20/19 |
|---|----------------|-------------------|
| <b>87.</b> Motor vehicles, tractors               | 30,107         | -24.4%            |
| <b>84.</b> Machinery and mechanical appliances    | 27,406         | -13.0%            |
| <b>27.</b> Fuels, mineral oils                    | 27,037         | -39.5%            |
| <b>85.</b> Electrical equipment                   | 25,401         | -2.8%             |
| <b>30.</b> Pharmaceutical products                | 14,821         | 5.5%              |
| <b>39.</b> Plastics and articles thereof          | 10,378         | -7.6%             |
| <b>29.</b> Organic chemicals                      | 9,938          | -4.5%             |
| <b>90.</b> Optical, medical and measuring devices | 7,612          | -3.0%             |
| <b>62.</b> Garments, not knitted or crocheted     | 7,593          | -21.1%            |
| <b>72.</b> Iron and steel                         | 6,910          | -21.4%            |
| Other imports                                     | 107,395        | -9.2%             |
| <b>Total</b>                                      | <b>274,598</b> | <b>-14.8%</b>     |

### Trade

#### Bilateral trading of goods (millions of euros)

| Spanish exports       | 2019           | 2020           | 2021*         |
|-----------------------|----------------|----------------|---------------|
| <b>Total</b>          | <b>290,893</b> | <b>261,175</b> | <b>72,308</b> |
| <b>France</b>         | 42,177         | -4.5%          | 11,495        |
| <b>Germany</b>        | 29,567         | -5.3%          | 8,314         |
| <b>Italy</b>          | 20,472         | -12.6%         | 6,084         |
| <b>Portugal</b>       | 19,791         | -10.7%         | 5,161         |
| <b>United Kingdom</b> | 17,014         | -14.5%         | 4,409         |

| Spanish imports      | 2020           | % Variation 20/19 | 2021*          |
|----------------------|----------------|-------------------|----------------|
| <b>Total</b>         | <b>322,437</b> |                   | <b>274,598</b> |
| <b>Germany</b>       | 34,148         | -14.3%            | 9,304          |
| <b>China</b>         | 29,333         | 0.7%              | 7,805          |
| <b>France</b>        | 28,522         | -14.9%            | 7,981          |
| <b>Italy</b>         | 17,803         | -14.1%            | 5,116          |
| <b>United States</b> | 14,052         | -9.0%             | 3,500          |



#### Bilateral trading of services (millions of euros)

| Spanish exports | Spanish imports | Balance       |
|-----------------|-----------------|---------------|
| <b>140,469</b>  | <b>76,534</b>   | <b>63,935</b> |
| <b>78,775</b>   | <b>52,970</b>   | <b>25,805</b> |

\*January - March

### Investment

#### Bilateral investment flow (gross in millions of euros)

|                   | 2017   | 2018   | 2019   | 2020   |
|-------------------|--------|--------|--------|--------|
| Received by Spain | 28,278 | 54,906 | 24,007 | 23,824 |
| Issued by Spain   | 39,652 | 36,791 | 22,578 | 23,070 |

| Stock of bilateral investment (millions of euros, 2019) | Direct jobs |
|---|-------------|
| Received by Spain                                       | 481,706     |
| Issued by Spain   | 1,703,383   |
|   | 1,489,416   |

☆ Spain currently has Double Taxation Avoidance Agreements (DTAs) in force with 96 countries. The European Union, to which Spain belongs, has implemented or is in different stages of negotiation for agreements of a number of different types of scope with numerous countries or regions. Special mention should go to negotiations on Investment with China, or those on Trade with New Zealand, Australia, Mexico and Mercosur, as well as those that are in force with Japan, Canada, Singapore, Vietnam and the United Kingdom.

Sources: Ministry of Industry, Trade and Tourism · www.mincotur.gob.es | European Commission · https://ec.europa.eu | Ministry of the Treasury · www.hacienda.gob.es | Bank of Spain · www.bde.es | ICEX database · www.icex.es

### Useful addresses

**Secretary of State for Trade**  
**Ministry of Industry, Trade and Tourism**  
 tel. (34) 91 349 4640  
<https://comercio.gob.es>

**ICEX Spain Trade and Investment, E.P.E.**  
 tel. (34) 91 349 7100  
 información@icex.es  
[www.icex.es](http://www.icex.es)  
 @ICEX

**Spanish Economic and Commercial Offices abroad**  
[www.oficinascomerciales.es](http://www.oficinascomerciales.es)

**Invest in Spain**  
[www.investinspain.org](http://www.investinspain.org)

**Ministry of Foreign Affairs, European Union and Cooperation**  
[www.exteriores.gob.es](http://www.exteriores.gob.es)

**Bank of Spain**  
[www.bde.es](http://www.bde.es)

**Spain Chambers of Commerce**  
[www.camara.es](http://www.camara.es)

**Confederation of Spanish Employers and Industries**  
[www.ceoe.es](http://www.ceoe.es)

**Spanish Tourism Board (Turespaña)**  
[www.tourspain.es](http://www.tourspain.es)